

Screw Compressors

CPF 180-420 and
CPVS 180-420



People.
Passion.
Performance.

 **Chicago
Pneumatic**

People. Passion. Performance.



For Chicago Pneumatic, it isn't just about products. We value our end-users' and distributors' **performance**, and do our ultimate best to make it **easy to work** with us while providing **reliable products with a passion**.

- **Broad product portfolio** of robust compressors & tools
- **Decades of experience & innovation**
- **100% committed** distributor partnership

This is how we keep you productive at all times, meeting the needs of professionals in vehicle service, general industry and construction around the globe.

People. Passion. Performance.



Define your needs, our broad

The **reliability** of the CPF and CPVS compressors will guarantee a continuous supply of compressed air thanks to a strict selection and qualification process of each component we use. As a result, trouble-free operation and **long lifetime** are guaranteed.

The CPF and CPVS help our customers achieve **tangible savings** each day, every day. State of the art screw element, intelligent built-in controller, frequency drive technology, energy recovery... are some of the examples of the features that will **lower your energy bill**.





Furthermore, we have developed a wide range of features and options to meet the needs of the most demanding industries. Your **efficiency and productivity**, our bottom line.

offer does the rest

“Maximized productivity”

GEARBOX DRIVEN



Noise level		77-80 dB(A)
FAD		25,3 - 52,3 m ³ /min
Power		180 - 420 hp 132 - 315 kW
Pressure		7 - 13 bar




User benefits

- Time-proven design with highest reliability
- Robust, built-to-last compressor
- High performances and reduced energy consumption
- In house designed screw compression element for maximum uptime and efficiency
- Low maintenance and installation costs

“Top value through energy efficiency”

INVERTER DRIVEN



Noise level		77-80 dB(A)
FAD		7,6 - 52,3 m ³ /min
Power		180 - 420 hp 132 - 315 kW
Pressure		4 - 13 bar

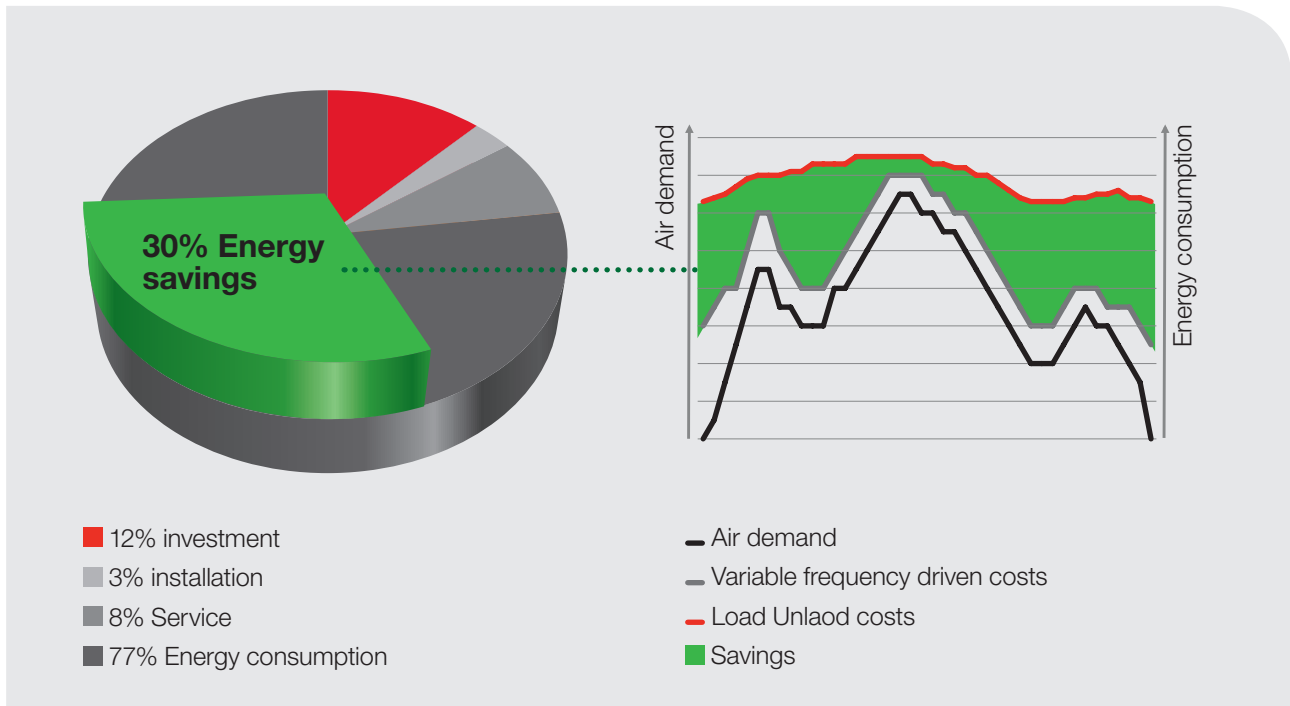
User benefits

- Cut your energy bill by 30%
- Optimal efficiency perfectly matching the air flow
- Quick return on investment
- Additional savings thanks to the advanced functionalities of the controller
- Energy recovery option that allows you to recuperate 75% of energy

Energy efficiency

We protect your efficiency

Energy costs represent about 70% of the total operating cost of your compressor over a 5 year period. That's why reducing the operating cost of a compressed air solution is a major focus. Variable frequency driven compressors can cut the energy bill of your compressor by up to 30%.



Inverter driven compressors reduce the energy consumption through:

Air End

The unique in-house designed air end with 4/6 screw profile results in:

- Optimum energy efficiency over the entire speed range
- No internal leakages in the compression chambers
- Unique screw profile ensuring premium efficiency

Inverter

Thanks to the inverter driven technology you can save up to 30% on energy cost because of:

- A perfect match of air demand and air supply
- No unload cycles above 20% load
- No peak currents thanks to soft start up

Motor

Superior quality and efficiency are guaranteed thanks to:

- Smart transmission engineering to minimize the internal loads resulting in longer bearing lifetime
- A perfect match between screw technology and gear-box resulting in no long term losses
- Robust design using casted, heavy duty components

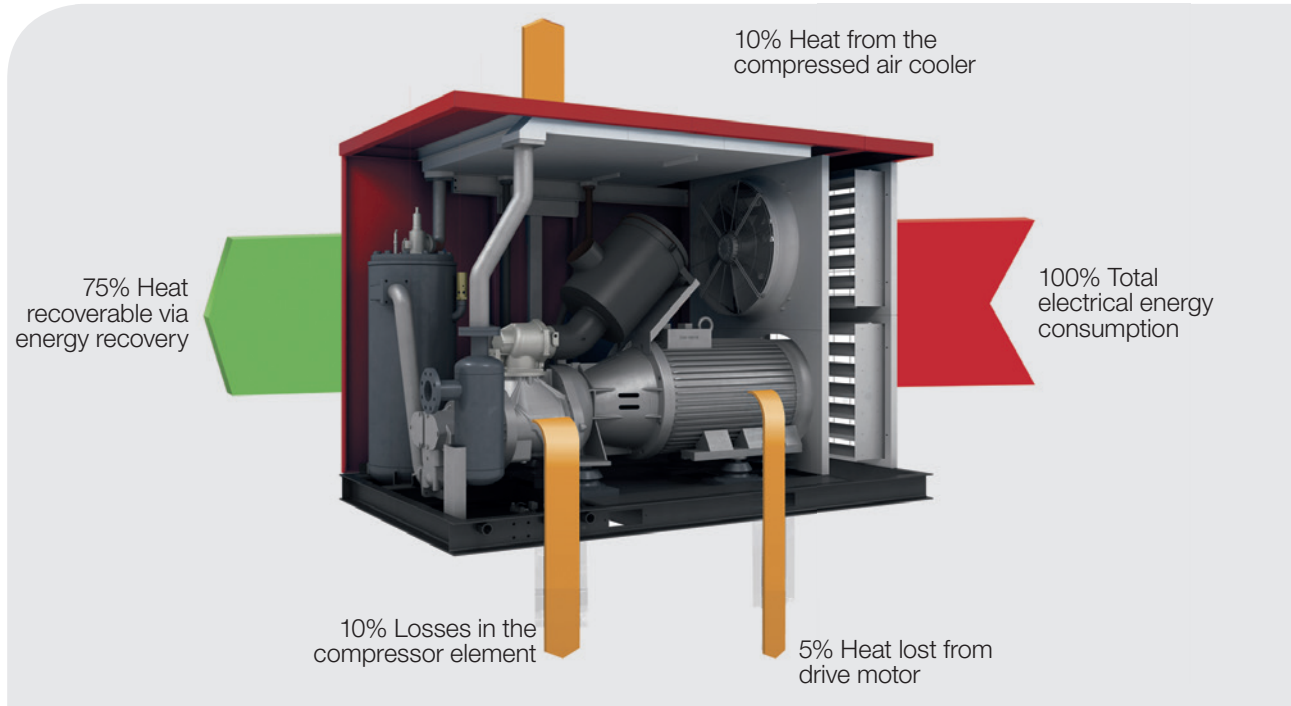
Controller

The full colour graphic controller brings intelligent saving features thanks to:

- Optimum zone control
- Integrated sequencer for 4 up to 6 compressors
- Web visualization
- No pressure fluctuation thanks to instant pressure logging and communication with compressor drive
- Dual pressure band operation

We recover your energy

When air is compressed, heat is formed. The excess heat can be captured with an energy recovery option and channelled to other applications allowing you to save energy and cut costs.



Heat recovery - Recover 75% of your energy

In the case of water-cooled or air-cooled compressors, the oil circuit is pre-cooled with an oil/water heat exchanger. Water then becomes the fluid transport media to recover the oil temperature. The hot water resulting from this process can be used to heat radiators or water boilers, pre-heat supply water or hot tap water, and other industrial applications. The energy recovery option integrates a heat exchanger on the oil circuit, which heats up the continuously pressurized water flow. The system is regulated automatically, and in case of limited water cooling capacity, the standard cooling system of the compressor will operate and backup the energy recovery device. The energy recovery option is a simple mechanical system that requires no maintenance or electricity consumption, but offers you significant reductions in your energy costs.

Gearbox driven compressors CPF 180 - 340



Maximize your productivity with reliable compressed air solutions

The CPF 180 - 340 is the result of continuous improvement to ensure high quality compressed air in the most demanding industrial applications. The components are selected with care to offer optimum reliability and ensure long lifetime and trouble-free operation. With a state-of-the-art compression element combined with a premium efficiency motor the CPF lowers the energy consumption and help you achieve tangible savings.



CPF 340



State-of-the-art screw
element

High air delivery and
efficient operation.




Efficient air filtration

To maximize oil
quality and to
protect internal
components from any
contamination.



Advanced control
and monitoring

Precise pressure
control, monitoring
and visualization
possibilities.




Low maintenance costs
and easy accessibility

Quick and easy
access to all
components thanks
to multiple service
doors.



Quality components

In-house designed
core components.
Key components
from reputable global
suppliers.



Robust and powerful compressor

- 1. IE3 Premium Efficiency motor
- 2. Gear driven transmission
- 3. Air end
- 4. Standard enclosed intake filter
- 5. Intelligent controller
- 6. In house designed oil separator vessel
- 7. Standard water separator drain
- 8. Cooling fan
- 9. Separate air/oil coolers

Technical Table

Type										
	HP	kW	7 bar	8 bar	10 bar	13 bar				
50 Hz										
CPF 180	180	132	25.3	23.8	21.0	18.1	Y/D	77	3300	2800 x 1755 x 1960
CPF 220	220	160	28.3	27.5	25.1	21.9	Y/D	78	3650	2800 x 1755 x 1960
CPF 270	270	200	34.3	33.1	30.3	26.9	Y/D	79	3950	3525 x 1755 x 2005
CPF 340	340	250	41.5	39.3	37.5	32.8	Y/D	80	4170	3525 x 1755 x 2005

* Unit performance measured according to ISO 1217, Annex C, latest edition.

** Noise level measured according to ISO 2151.

All technical data for air-cooled machines, 50 Hz. For technical data of water-cooled machines, please contact your local sales force.

Gearbox driven compressors CPF 271 - 420



Optimized solutions to help you reach the highest efficiency

The CPF 271 - 420 is the result of continuous improvement to ensure high quality compressed air in the most demanding industrial applications. The components are selected with care to offer optimum reliability and ensure long lifetime and trouble-free operation. Designed for high performance this state-of-the-art compression element combined with a premium efficiency motor ensures even higher air flow capacities while at the same time further lowering energy consumption.



State-of-the-art screw element

Designed for maximum air delivery and highest efficiency.



Optimized cooling system

Two separate coolers for air and oil for high quality cooling, high reliability and longer lifetime.




Advanced control and monitoring

Precise pressure control, monitoring and visualization possibilities.



Efficient water separator drain

Integrated as standard for all CPF and CPVS models.









Low maintenance costs and easy accessibility

Quick and easy access to all components thanks to multiple service doors.



CPF 420

Technical Table

Type										
	HP	kW	7 bar	8 bar	10 bar	13 bar	Start	dB(A)	kg	L x W x H (mm)
50 Hz										
CPF 271	270	200	39.2	36.7	33.3	N/A	Y/D	77	5200	4800 x 2155 x 2275
CPF 341	340	250	46.1	42.3	39.4	N/A	Y/D	77	5350	4800 x 2155 x 2275
CPF 420	420	315	52.3	52.3	48.2	N/A	Y/D	78	6380	5100 x 2155 x 2275

* Unit performance measured according to ISO 1217, Annex C, latest edition.

** Noise level measured according to ISO 2151.

All technical data for air-cooled machines, 50 Hz. For technical data of water-cooled machines, please contact your local sales force.

Inverter driven compressors CPVS 180 - 420




Optimized solutions to save energy

The CPVS 180 - 420 are variable speed versions of the CPF series and allow you to find the perfect match between air demand and air supply. Thanks to the inverter driven technology, the energy cost can be reduced with 30%. Components are carefully selected assuring highest quality and reliability. Moreover, installation and maintenance is kept simple thanks to the integrated solution with easy accessibility resulting in lower cost and higher uptime. The energy saving potential with CPVS is truly great.



State-of-the-art screw element

Designed for maximum air delivery and highest efficiency.



Low maintenance costs and easy accessibility

Quick and easy access to all components thanks to multiple service doors.



Advanced control and monitoring

Precise pressure control, monitoring and visualization possibilities.



EMC compatibility

No electromagnetic interference on your compressed air system.



Optimized solutions for energy savings

The inverter driven technology cuts down energy cost by 30%.








Chicago
Pneumatic



CPVS 220

Technical Table

Type									
	HP	kW	7 bar	8 bar	10 bar	13 bar	dB(A)	kg	L x W x H (mm)
50 Hz									
CPVS 180	180	132	7,6-25,3	7,1-23,8	6,3-21,0	5,5-18,1	77	3550	2800 x 1755 x 1960
CPVS 220	220	160	8,5-28,3	8,2-27,5	7,6-25,1	6,6-21,9	78	3980	2800 x 1755 x 1960
CPVS 270	270	200	10,3-34,3	10,0-33,1	9,1-30,3	8,1-26,9	79	4320	3605 x 2105 x 2020
CPVS 340	340	250	12,5-41,5	11,8-39,3	11,3-37,5	10,0-32,8	80	4530	3605 x 2105 x 2020
CPVS 271	270	200	11,8-39,2	11,0-36,7	10,0-33,3	N/A	77	5550	4800 x 2155 x 2275
CPVS 341	340	250	13,8-46,1	12,7-42,3	11,8-39,4	N/A	77	5750	4800 x 2155 x 2275
CPVS 420	420	315	15,7-52,3	15,7-52,3	14,5-48,2	N/A	78	6900	5100 x 2155 x 2275

* Unit performance measured according to ISO 1217, Annex C, latest edition.

** Noise level measured according to ISO 2151.

All technical data for air-cooled machines, 50 Hz. For technical data of water-cooled machines, please contact your local sales force.

Chicago Pneumatic: full offer, global presence



Piston compressors



Screw compressors



Industrial & vehicle service tools



Portable compressors & generators



Construction equipment



Care. Trust. Efficiency.

Care.

Care is what service is all about: professional service by knowledgeable people, using high-quality original parts.

Trust.

Trust is earned by delivering on our promises of reliable, uninterrupted performance and long equipment lifetime.

Efficiency.

Equipment efficiency is ensured by regular maintenance. Efficiency of the service organization is how Original Parts and Service make the difference.

DISTRIBUTED BY

6999610361

www.cp.com